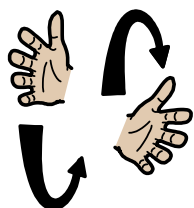



# This is how we communicate at Ridgeway School



**We sign key words alongside our speech** - we sign the important words to help learners understand and to model signing as part of their communication.



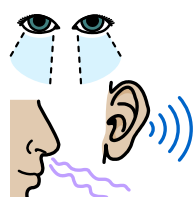
**We use objects** - to support learners understanding and communication. This is especially important if our learners are dysregulated or we can't find the symbol or remember the sign.




**We use the important words** - we know our learners level of understanding and what their goals are and use concise language which supports this.



**We use symbols alongside our speech** - individual symbols, communication books and boards.



**We use sensory cues in our environment** - we use songs, feel objects and use our other senses to help learners understand what is happening around them or in their day.



**We understand learners need all of these strategies** - we will always use a combination of these with our learners and realise they will need different cues at different times.



*We model these strategies and do not put any pressure on our learners to use them*

If you have any questions contact the  
Speech and Language Team

